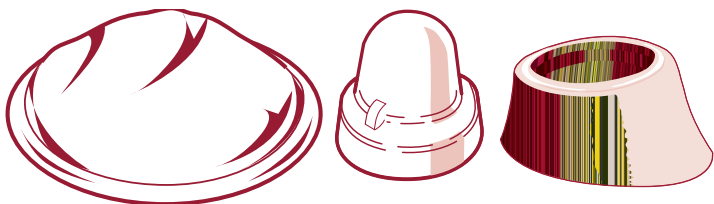


Diaphragms and caps

Diaphragms and caps are barrier methods of contraception. They fit inside your vagina and cover your cervix (entrance to the uterus – womb). They come in different shapes and sizes. Vaginal diaphragms are circular domes made of thin, soft latex (rubber) or silicone with a flexible rim. Cervical caps are smaller and are made of latex or silicone. To be effective, diaphragms and caps need to be used with a spermicide. Spermicides are chemicals that kill sperm.



Q

A

How effective are diaphragms and caps?

How effective any contraceptive is depends on how old you are, how often you have sex and whether you follow the instructions.

If 100 sexually active women don't use any contraception, 80 to 90 will become pregnant in a year. If used according to instructions, diaphragms and caps are 92–96 per cent effective when used with spermicide. This means that between four and eight women in 100 will get pregnant in a year.

If diaphragms and caps are not used according to instructions, more women will get pregnant.

Q

A

How does a diaphragm or cap work?

A diaphragm or cap stops sperm reaching an egg. It covers your cervix while the spermicide kills any sperm. To be effective in preventing a pregnancy, you must use spermicide with a diaphragm or cap (see page 6).

Questions & Answers

How effective are diaphragms and caps?.....	3
How does a diaphragm or cap work?.....	3
Can anything make a diaphragm or cap less effective?.....	4
What are the advantages of a diaphragm or cap?.....	4
What are the disadvantages of a diaphragm or cap?.....	5
Can anyone use a diaphragm or cap?.....	5
I've just had a baby. Can I use a diaphragm or cap?.....	6
Can I use a diaphragm or cap after a miscarriage or abortion?.....	6
Where can I get a diaphragm or cap?.....	6
How do I put a diaphragm in?.....	6
How do I put a cap in?.....	7

How do I take my diaphragm or cap out?.....	7
How do I look after my diaphragm or cap?.....	8
Can I use my diaphragm or cap during my period?.....	8
Can I have a bath when I've got my diaphragm or cap in?.....	9
What is a practice diaphragm or cap?.....	9
How often do I need to see a doctor or nurse?.....	9
How do I find out about contraception services?.....	10
Emergency contraception.....	11
Sexually transmitted infections.....	11
How FPA can help you.....	12
A final word.....	12

Q Can anything make a diaphragm or cap less effective?

A

A diaphragm or cap will be less effective if:

- it is damaged, for example if it is torn or has holes in it
- you don't use it every time you have sex
- it doesn't cover your cervix
- it isn't the right size
- you use it without spermicide
- you have sex three hours or more after you put it in and you don't use extra spermicide
- you don't use extra spermicide with your diaphragm or cap every time you have more sex
- you remove it too soon (less than six hours after the last time you had sex)
- you use oil-based products such as baby lotion, bath oils or some vaginal medicines (for example, pessaries) with latex diaphragms or caps. These can damage the latex.

If any of these happen, or if you have had sex without using contraception, you can get advice about emergency contraception (see page 11).

Q What are the advantages of a diaphragm or cap?

A

- You only have to use it when you have sex.
- It has no serious health risks.
- You are in control of your contraception.
- You can put it in before you have sex. You will have to add extra spermicide if sex takes place more than three hours after putting it in.

Q What are the disadvantages of a diaphragm or cap?

A

- Putting it in can interrupt sex.
- Some people find the spermicide messy.
- It can take time to learn how to use it.
- Cystitis can be a problem for some women who use a diaphragm. Ask the doctor or nurse to check the size of your diaphragm if you get cystitis. Changing to a slightly smaller or softer-rimmed diaphragm or to a cap may help.
- Some people are sensitive to the chemicals in latex or spermicide. This may cause irritation in some women or a partner.

Q

A

Can anyone use a diaphragm or cap?

Most women can use a diaphragm or cap. A diaphragm or cap may not be suitable if you:

- have vaginal muscles which can't hold a diaphragm in place
- have a cervix which is an unusual shape, in an awkward position or if you cannot reach it
- are sensitive to the chemicals in latex or spermicide
- have repeated urinary infections
- have a vaginal infection (wait until after the infection has cleared)
- have ever had toxic shock syndrome
- do not feel comfortable touching your vagina.

If you have a high risk of getting a sexually transmitted infection, for example if you or your partner has more than one partner, it may be advisable not to use a diaphragm or cap. Research shows that spermicide which contains Nonoxinol 9 does not protect against sexually transmitted infections. It may even increase the risk of getting a sexually transmitted infection.

Q I've just had a baby. Can I use a diaphragm or cap?

A You may need a different size diaphragm or cap after you have had a baby. It is advisable to wait until at least six weeks after having a baby before using a diaphragm or cap.

Q Can I use a diaphragm or cap after a miscarriage or abortion?

A Yes you can, although you may need a different size diaphragm or cap after a miscarriage or abortion.


Q Where can I get a diaphragm or cap?

A You can get a diaphragm or cap from contraception clinics and young people's services, and some general practices and genitourinary medicine (GUM) clinics.

Q How do I put a diaphragm in?

A Diaphragms come with instructions and a doctor or nurse will show you how to put it in. The different types of diaphragm are all used in a similar way.

With clean hands, put a small amount of spermicide on each side of the diaphragm (approximately two 2cm strips). Some women find that putting a little spermicide on the rim makes the diaphragm easier to put in.



Put your index finger on top of the diaphragm and squeeze it between your thumb and other fingers. Slide the diaphragm into your vagina upwards and backwards. This should

ensure that the diaphragm covers your cervix.

Always check that your cervix is covered. It feels like the end of your nose. If your cervix is not covered, take the diaphragm out by hooking your finger under the rim or loop (if there is one) and pulling downwards and try again.

Some women squat while they put their diaphragm in. Others lie down or stand with one foot up on a chair. You will need to find out which position is easiest for you.



Q How do I put a cap in?

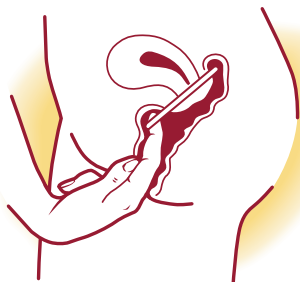
A Caps come with instructions and a doctor or nurse will show you how to put it in. The different types of cap are all used in a similar way.

Fill one-third of the cap with spermicide, but don't put any spermicide around the rim as this will stop the cap from staying in place. The silicone cap has a groove between the dome and the rim; some spermicide should also be placed there. Squeeze the sides of the cap together and hold it between your thumb and first two fingers. The cap must fit neatly over your cervix. It stays in place by suction. Always check that your cervix is covered. Depending on the type of cap, you may need to add extra spermicide after it has been put in.

Q How do I take my diaphragm or cap out?

A You must leave all types of diaphragm and cap in place for **at least six hours** after the last time you had sex. You can leave it for longer, but don't leave a diaphragm or cap in for more than the

recommended time. For latex types this is 30 hours, including the minimum six hours and for the silicone cap, 48 hours including the minimum six. Take it out by gently hooking your finger under the rim, loop or strap and pulling downwards.



Q

How do I look after my diaphragm or cap?

A

When you take your diaphragm or cap out, wash it in warm water with a mild, unperfumed soap. Then rinse it thoroughly. Dry it carefully and keep it in its container in a cool, dry place. Never boil your diaphragm or cap, never use disinfectant or detergent to clean it or use talcum powder with it. Do not use any oil-based product with latex types as it will damage them.

Before use, check your diaphragm or cap regularly for tears or holes by holding it up to the light and having a good look at it. Be careful with your finger nails and jewellery. If your diaphragm goes out of shape, squeeze it gently back into its circular shape. Your diaphragm or cap may become discoloured. But don't worry, this will not make it less effective.

Q

Can I use my diaphragm or cap during my period?

A

It is not recommended that you use a diaphragm or cap during your period because of a possible risk of toxic shock syndrome.

Q

Can I have a bath when I've got my diaphragm or cap in?

A

Put your diaphragm or cap in after a bath rather than before. Water may dislodge it or wash away the spermicide. Have a shower rather than a bath during the six hours after you have had sex when you need to keep your diaphragm or cap in.

The effect of swimming or water sports has not been studied, but it is likely to be small.

Q

What is a practice diaphragm or cap?

A

A doctor or nurse will sometimes fit you with a practice diaphragm or cap. Practice diaphragms and caps give you time and privacy to find out if the method is suitable for you and to learn how to use it properly. While you are learning to use it, don't rely on it to stop you getting pregnant. You will need to use an additional method of contraception if you have sex.

During this time try putting the diaphragm or cap in and check that it covers your cervix. You can have sex with the diaphragm or cap in place and leave it in for a few hours to find out if it is comfortable for you and a partner. It is also a good idea to use the spermicide jelly or cream to see how this feels.

When you go back to get it checked, wear the diaphragm or cap so the doctor or nurse can check that you have put it in properly and that it is the right size.

Q

How often do I need to see a doctor or nurse?

A

Once you have a diaphragm or cap that you are happy with you only need to see a doctor or nurse to replace it or if you have any questions or concerns. You may need a different size diaphragm or cap if you gain or lose more than 3kg (7lb) in weight.



How do I find out about contraception services?

Contraception is **free** for women and men of **all** ages through the National Health Service.

- You can find out about all sexual health services from **sexual health direct**, the helpline run by FPA, on 0845 122 8690 or at www.fpa.org.uk.
- You can find details of general practices and pharmacies in England at www.nhs.uk and in Wales at www.wales.nhs.uk. In Scotland you can find details of general practices at www.show.scot.nhs.uk. In England and Wales you can also call NHS Direct on 0845 46 47 and in Scotland NHS 24 on 08454 24 24 24. In Northern Ireland call the FPA helpline on 0845 122 8687 or for details of general practices see www.n-i.nhs.uk.
- You can also get details of your nearest contraception, genitourinary medicine (GUM) or sexual health clinic from a telephone directory, health centre, local pharmacy, hospital, midwife, health visitor or advice centre.
- You can get details of young people's services from Brook on 0808 802 1234, www.brook.org.uk.

Emergency contraception

If you have had sex without using contraception, or think your method might have failed there are different types of emergency contraception you can use.

- The emergency contraceptive pill, Levonelle – must be taken up to three days (72 hours) after sex. It is more effective the earlier it is taken after sex. It is available with a prescription or to buy from a pharmacy.
- The emergency contraceptive pill, ellaOne – must be taken up to five days (120 hours) after sex. It is only available with a prescription.
- An emergency IUD – must be fitted up to five days after sex, or up to five days after the earliest time you could have released an egg (ovulation).

Ask your doctor or nurse about getting emergency pills in advance, just in case you need them.

Sexually transmitted infections

Most methods of contraception do not protect you from sexually transmitted infections.

Male and female condoms, when used correctly and consistently, can help protect against sexually transmitted infections. If you can, avoid using spermicidally lubricated condoms. The spermicide commonly contains a chemical called Nonoxinol 9, which does not protect against HIV and may even increase the risk of infection.

How FPA can help you

sexual health direct is the helpline run by FPA.

It provides:

- confidential information and advice and a wide range of booklets on individual methods of contraception, common sexually transmitted infections, pregnancy choices, abortion and planning a pregnancy
- details of contraception, sexual health and genitourinary medicine (GUM) clinics and sexual assault referral centres.

FPA helplines

England

helpline 0845 122 8690

9am to 6pm Monday to Friday

Northern Ireland

helpline 0845 122 8687

9am to 5pm Monday to Friday

www.fpa.org.uk

Visit the FPA website for confidential information and advice or send your enquiry to Ask WES, the FPA Web Enquiry Service at www.fpa.org.uk.

A final word

This booklet can only give you basic information about diaphragms and caps. The information in this leaflet is based on evidence-guided research from the World Health Organization and The Faculty of Sexual and Reproductive Healthcare of the Royal College of Obstetricians and Gynaecologists. Different people may give you different advice on certain points. All methods of contraception come with a Patient Information Leaflet which provides detailed information about the method. Remember – contact your doctor, practice nurse or a contraception clinic if you are worried or unsure about anything.



talking sense about sex



Registered charity number 250187.

Supported by the Department of Health.

© FPA April 2010

ISBN: 1905506414